

Potency Results

Sample Name: *Godfather OG-Indica*

Client: Simple Garden

Client Batch ID: 1.5g THCA Snow Coated Preroll

Pinnacle-Analytics.com
3549 Lear Way, Suite 101
Medford OR 97504
P:(541)300-8217

Sample ID: rC-H-302-F59

Matrix: Flower

Prep Analyst: Jeff A.

Analysis Method: 0668534+1 H4 5-24-2024 #1.lcm

Sampling Method: N/A

Reference Method: JCB 2009: HPLC/DAD

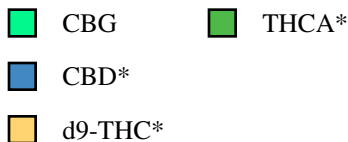
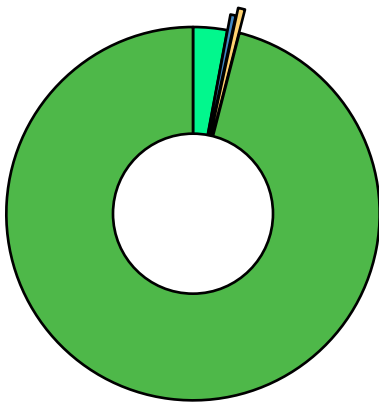
Analysis Batch: 1-9-2025 H4 302, 324, 332, 474, 557 Flower

Date Sampled: 1/7/2024
Date Reported: 1/12/2025
Client License: N/A
For R&D Purposes Only


Total THC (THCA*0.877+d9-THC)	34.0%
Total CBD (CBDA*0.877+CBD)	0.186%
Moisture Content	5.6%

Cannabinoid	% Weight	mg/g
CBDVA	<LOQ	<LOQ
CBDV	<LOQ	<LOQ
CBDA*	<LOQ	<LOQ
CBGA	<LOQ	<LOQ
CBG	1.18	11.8
CBD*	0.186	1.86
THCV	<LOQ	<LOQ
CBN	<LOQ	<LOQ
d9-THC*	0.239	2.39
d8-THC*	<LOQ	<LOQ
CBC	<LOQ	<LOQ
THCA*	38.5	385.0
Total Cannabinoids	40.1	401.0

*ORELAP Accredited Analyte
Limit Of Quantitation: 0.1%, analyte not measured



These test results may not be altered or reproduced except in full without the permission of Pinnacle Analytics. These results were generated following the Oregon Administrative Rules and in accordance with the NELAP Institute under ORELAP License #4152
Report generated by Routine_Potency_Rev15_12-23-2024


Kris Ford, PhD
Lab Director



Quality Control Results

Analyst: Jeff A.

Analysis Batch: 1-9-2025 H4 302, 324, 332, 474, 557 Flower


Pinnacle-Analytics.com
 3549 Lear Way, Suite 101
 Medford OR 97504
 P:(541)300-8217

	Duplicate RPD		LCS % Recovery		Method Blank	
	H-0-F80-b	Limit	C-FL-010925	Limits	C-FB-010925	Limit
CBDA	0.0257%	10%	102.0%	90-110%	<LOQ/2	LOQ/2
CBD	<LOQ%	30%	103.0%	90-110%	<LOQ/2	LOQ/2
d9-THC	7.34%	30%	109.0%	90-110%	<LOQ/2	LOQ/2
d8-THC	<LOQ%	30%	93.0%	90-110%	<LOQ/2	LOQ/2
THCA	0.366%	30%	101.0%	90-110%	<LOQ/2	LOQ/2

RPD: Relative Percent Difference between unknown sample and its duplicate
 LCS: Laboratory Control Sample with known concentration
 Case Comments: There were no divergences from ordinary Quality Control procedures or SOPs.



These test results may not be altered or reproduced except in full without the permission of Pinnacle Analytics. These results were generated following the Oregon Administrative Rules and in accordance with the NELAP Institute under ORELAP License #4152
 Report generated by Routine_Potency_Rev15_12-23-2024


 Kris Ford, PhD
 Lab Director